



TISCH ENVIRONMENTAL, INC.
 145 SOUTH MIAMI AVE
 VILLAGE OF CLEVELAND, OH
 45002
 513.467.9000
 877.263.7610 TOLL FREE
 513.467.9009 FAX

ORIFICE TRANSFER STANDARD CERTIFICATION WORKSHEET TE-5025A

Date - May 20, 2016 Rootsmeter S/N 0438320 Ta (K) - 293
 Operator Tisch Orifice I.D. - 3166 Pa (mm) - 748.03

PLATE OR Run #	VOLUME START (m3)	VOLUME STOP (m3)	DIFF VOLUME (m3)	DIFF TIME (min)	METER	ORFICE
					DIFF Hg (mm)	DIFF H2O (in.)
1	NA	NA	1.00	1.4270	3.2	2.00
2	NA	NA	1.00	1.0220	6.4	4.00
3	NA	NA	1.00	0.9100	7.9	5.00
4	NA	NA	1.00	0.8730	8.8	5.50
5	NA	NA	1.00	0.7180	12.7	8.00

DATA TABULATION

Vstd	(x axis) Qstd	(y axis)	Va	(x axis) Qa	(y axis)
0.9967	0.6985	1.4150	0.9957	0.6977	0.8851
0.9925	0.9711	2.0010	0.9915	0.9701	1.2517
0.9904	1.0883	2.2372	0.9893	1.0872	1.3995
0.9892	1.1332	2.3464	0.9882	1.1320	1.4678
0.9840	1.3705	2.8299	0.9830	1.3691	1.7702
Qstd slope (m) = 2.10714			Qa slope (m) = 1.31946		
intercept (b) = -0.05158			intercept (b) = -0.03226		
coefficient (r) = 0.99978			coefficient (r) = 0.99978		
y axis = SQRT[H2O(Pa/760) (298/Ta)]			y axis = SQRT[H2O(Ta/Pa)]		

CALCULATIONS

$$Vstd = \text{Diff. Vol} [(Pa - \text{Diff. Hg}) / 760] (298 / Ta)$$

$$Qstd = Vstd / \text{Time}$$

$$Va = \text{Diff Vol} [(Pa - \text{Diff Hg}) / Pa]$$

$$Qa = Va / \text{Time}$$

For subsequent flow rate calculations:

$$Qstd = 1/m \{ [\text{SQRT}(\text{H2O}(\text{Pa}/760) (298/\text{Ta}))] - b \}$$

$$Qa = 1/m \{ [\text{SQRT} \text{H2O}(\text{Ta}/\text{Pa})] - b \}$$



Calibration Data for High Volume Sampler (TSP Sampler)

Location : ACL1
 Equipment no. : HVS014

Calibration Date : 13-Jul-16
 Calibration Due Date : 13-Sep-16

CALIBRATION OF CONTINUOUS FLOW RECORDER

Ambient Condition			
Temperature, T _a	302	Kelvin	Pressure, P _a
			1005 mmHg

Orifice Transfer Standard Information				
Equipment No.	Ori002	Slope, m _c	2.10714	Intercept, b _c
				-0.05158
Last Calibration Date	20-May-16	$(H \times P_a / 1013.3 \times 298 / T_a)^{1/2}$ $= m_c \times Q_{std} + b_c$		
Next Calibration Date	20-May-17			

Calibration of TSP						
Calibration Point	Manometer Reading			Q _{std} (m ³ / min.) X-axis	Continuous Flow Recorder, W (CFM)	IC (W(P _a /1013.3x298/T _a) ^{1/2} /35.31) Y-axis
	(up)	(down)	(difference)			
1	5.9	5.9	11.8	1.6372	61	60.3460
2	4.9	4.9	9.8	1.4942	55	54.4103
3	3.8	3.8	7.6	1.3188	50	49.4639
4	2.3	2.3	4.6	1.0314	41	40.5604
5	1.5	1.5	3.0	0.8377	32	31.6569

By Linear Regression of Y on X

Slope, m = 34.4685 Intercept, b = 3.7243
 Correlation Coefficient* = 0.9968
 Calibration Accepted = Yes/No**

* if Correlation Coefficient < 0.990, check and recalibration again.

Calibrated by : Kit Au
 Date : 13-Jul-16

Checked by : Pauline Wong
 Date : 13-Jul-16



Calibration Data for High Volume Sampler (TSP Sampler)

Location : ACL1
 Equipment no. : HVS014

Calibration Date : 5-Sep-16
 Calibration Due Date : 5-Nov-16

CALIBRATION OF CONTINUOUS FLOW RECORDER

Ambient Condition			
Temperature, T_a	300	Kelvin	Pressure, P_a
			1006 mmHg

Orifice Transfer Standard Information				
Equipment No.	Ori002	Slope, m_c	2.10714	Intercept, b_c
				-0.05158
Last Calibration Date	20-May-16	$\left(H \times P_a / 1013.3 \times 298 / T_a \right)^{1/2}$ $= m_c \times Q_{std} + b_c$		
Next Calibration Date	20-May-17			

Calibration of TSP						
Calibration Point	Manometer Reading			Q_{std} ($m^3 / \text{min.}$) X-axis	Continuous Flow Recorder, W (CFM)	IC ($W(P_a/1013.3 \times 298/T_a)^{1/2}/35.31$) Y-axis
	(up)	(down)	(difference)			
1	1.4	1.4	2.8	0.8131	34	33.7659
2	2.6	2.6	5.2	1.0992	42	41.7108
3	3.7	3.7	7.4	1.3066	49	48.6626
4	4.7	4.7	9.4	1.4695	55	54.6213
5	6.2	6.2	12.4	1.6841	60	59.5868

By Linear Regression of Y on X

Slope, m = 30.4781 Intercept, b = 8.8248
 Correlation Coefficient* = 0.9979
 Calibration Accepted = Yes/No**

* if Correlation Coefficient < 0.990, check and recalibration again.

** Delete as appropriate.

Remarks : As per client's provided information, the equipment reference no. of the calibrated High Volume Sampler has been re-assigned from EL550 to HVS014 with respect to the update in quality management system.

Calibrated by : Jackey Ma
 Date : 5-Sep-16

Checked by : Pauline Wong
 Date : 5-Sep-16



Calibration Data for High Volume Sampler (TSP Sampler)

Location : ACL2a
 Equipment no. : HVS011

Calibration Date : 13-Jul-16
 Calibration Due Date : 13-Sep-16

CALIBRATION OF CONTINUOUS FLOW RECORDER

Ambient Condition			
Temperature, T _a	302	Kelvin	Pressure, P _a
			1005 mmHg

Orifice Transfer Standard Information					
Equipment No.	Ori002	Slope, m _c	2.10714	Intercept, b _c	-0.05158
Last Calibration Date	20-May-16	$(H \times P_a / 1013.3 \times 298 / T_a)^{1/2}$ $= m_c \times Q_{std} + b_c$			
Next Calibration Date	20-May-17				

Calibration of TSP						
Calibration Point	Manometer Reading			Q _{std} (m ³ / min.) X-axis	Continuous Flow Recorder, W (CFM)	IC (W(P _a /1013.3x298/T _a) ^{1/2} /35.31) Y-axis
	(up)	(down)	(difference)			
1	6.4	6.4	12.8	1.7042	62	61.3353
2	5.5	5.5	11.0	1.5816	56	55.3996
3	4.3	4.3	8.6	1.4013	50	49.4639
4	2.8	2.8	5.6	1.1355	42	41.5497
5	1.8	1.8	3.6	0.9153	32	31.6569

By Linear Regression of Y on X

Slope, m = 35.9960 Intercept, b = -0.6259
 Correlation Coefficient* = 0.9968
 Calibration Accepted = Yes/No**

* if Correlation Coefficient < 0.990, check and recalibration again.

Remarks : As per client's provided information, the equipment reference no. of the calibrated High Volume Sampler has been re-assigned from EL111 to HVS011 with respect to the update in quality management system.

Calibrated by : Kit Au
 Date : 13-Jul-16

Checked by : Pauline Wong
 Date : 13-Jul-16



Calibration Data for High Volume Sampler (TSP Sampler)

Location : ACL2a
 Equipment no. : HVS011

Calibration Date : 12-Sep-16
 Calibration Due Date : 13-Nov-16

CALIBRATION OF CONTINUOUS FLOW RECORDER

Ambient Condition			
Temperature, T_a	302	Kelvin	Pressure, P_a
			1010 mmHg

Orifice Transfer Standard Information				
Equipment No.	Ori002	Slope, m_c	2.10714	Intercept, b_c
				-0.05158
Last Calibration Date	20-May-16	$\left(H \times P_a / 1013.3 \times 298 / T_a \right)^{1/2}$ $= m_c \times Q_{std} + b_c$		
Next Calibration Date	20-May-17			

Calibration of TSP						
Calibration Point	Manometer Reading			Q_{std} ($m^3 / min.$) X-axis	Continuous Flow Recorder, W (CFM)	IC ($W(P_a/1013.3 \times 298/T_a)^{1/2}/35.31$) Y-axis
	(up)	(down)	(difference)			
1	1.7	1.7	3.4	0.8923	30	29.7521
2	2.3	2.3	4.6	1.0339	36	35.7025
3	3.6	3.6	7.2	1.2874	42	41.6529
4	4.7	4.7	9.5	1.4736	50	49.5868
5	5.9	5.9	11.8	1.6412	54	53.5538

By Linear Regression of Y on X

Slope, m = 31.6033 Intercept, b = 2.0495
 Correlation Coefficient* = 0.9955
 Calibration Accepted = Yes/No**

* if Correlation Coefficient < 0.990, check and recalibration again.

Remarks : As per client's provided information, the equipment reference no. of the calibrated High Volume Sampler has been re-assigned from EL111 to HVS011 with respect to the update in quality management system.

Calibrated by : Jackey MA
 Date : 12-Sep-16

Checked by : Pauline Wong
 Date : 12-Sep-16



CERTIFICATE OF CALIBRATION

Certificate No.: 16CA0226 04-01 Page 1 of 2

Item tested

Description: Sound Level Meter (Class 1) , Microphone
Manufacturer: Larson Davis ,
Type/Model No.: Model 831 , 377B02
Serial/Equipment No.: 0003227 , SNLW135892
Adaptors used: - , -

Item submitted by

Customer Name: Lam Geotechnics Limited
Address of Customer: -
Request No.: -
Date of receipt: 26-Feb-2016

Date of test: 27-Feb-2016

Reference equipment used in the calibration

Description:	Model:	Serial No.	Expiry Date:	Traceable to:
Multi function sound calibrator	B&K 4226	2288444	19-Jun-2016	CIGISMEC
Signal generator	DS 360	33873	16-Apr-2016	CEPREI
Signal generator	DS 360	61227	16-Apr-2016	CEPREI

Ambient conditions

Temperature: 21 ± 1 °C
Relative humidity: 55 ± 10 %
Air pressure: 1010 ± 5 hPa

Test specifications

- 1, The Sound Level Meter has been calibrated in accordance with the requirements as specified in BS 7580: Part 1: 1997 and the lab calibration procedure SMTP004-CA-152.
- 2, The electrical tests were performed using an electrical signal substituted for the microphone which was removed and replaced by an equivalent capacitance within a tolerance of ±20%.
- 3, The acoustic calibration was performed using an B&K 4226 sound calibrator and corrections was applied for the difference between the free-field and pressure responses of the Sound Level Meter.

Test results

This is to certify that the Sound Level Meter conforms to BS 7580: Part 1: 1997 for the conditions under which the test was performed.

Details of the performed measurements are presented on page 2 of this certificate.

Actual Measurement data are documented on worksheets.

Approved Signatory:


Huang Jian Min / Feng Jun Qi

Date: 01-Mar-2016

Company Chop:



Comments: The results reported in this certificate refer to the condition of the instrument on the date of calibration and carry no implication regarding the long-term stability of the instrument.



CERTIFICATE OF CALIBRATION

(Continuation Page)

Certificate No.: 16CA0226 04-01 Page 2 of 2

1. Electrical Tests

The electrical tests were performed using an equivalent capacitance substituted for the microphone. The results are given in below with test status and the estimated uncertainties. The "Pass" means the result of the test is inside the tolerances stated in the test specifications. The "-" means the result of test is outside these tolerances.

Test:	Subtest:	Status:	Expanded Uncertainty (dB) / Coverage Factor	
Self-generated noise	A	Pass	0.3	
	C	Pass	1.0	2.1
	Lin	Pass	1.6	2.2
Linearity range for Leq	At reference range, Step 5 dB at 4 kHz	Pass	0.3	
	Reference SPL on all other ranges	Pass	0.3	
	2 dB below upper limit of each range	Pass	0.3	
	2 dB above lower limit of each range	Pass	0.3	
Linearity range for SPL	At reference range, Step 5 dB at 4 kHz	Pass	0.3	
	A	Pass	0.3	
	C	Pass	0.3	
	Lin	Pass	0.3	
Time weightings	Single Burst Fast	Pass	0.3	
	Single Burst Slow	Pass	0.3	
Peak response	Single 100 μ s rectangular pulse	N/A	N/A	
R.M.S. accuracy	Crest factor of 3	Pass	0.3	
Time weighting I	Single burst 5 ms at 2000 Hz	Pass	0.3	
	Repeated at frequency of 100 Hz	Pass	0.3	
Time averaging	1 ms burst duty factor 1/10 ³ at 4kHz	Pass	0.3	
	1 ms burst duty factor 1/10 ⁴ at 4kHz	Pass	0.3	
Pulse range	Single burst 10 ms at 4 kHz	Pass	0.4	
Sound exposure level	Single burst 10 ms at 4 kHz	Pass	0.4	
Overload indication	SPL	Pass	0.3	
	Leq	Pass	0.4	

2. Acoustic tests

The complete sound level meter was calibrated on the reference range using a B&K 4226 acoustic calibrator with 1000Hz and SPL 94 dB. The sensitivity of the sound level meter was adjusted. The test result at 125 Hz and 8000 Hz are given in below with test status and the estimated uncertainties.

Test:	Subtest	Status	Expanded Uncertainty (dB) / Coverage Factor	
Acoustic response	Weighting A at 125 Hz	Pass	0.3	
	Weighting A at 8000 Hz	Pass	0.5	

3. Response to associated sound calibrator

N/A

The expanded uncertainties have been calculated in accordance with the ISO Publication "Guide to the expression of uncertainty in measurement", and gives an interval estimated to have a level of confidence of 95 %. A coverage factor of 2 is assumed unless explicitly stated.

Calibrated by:

Date: 27-Feb-2016

Fung Chi Yip

- End -

Checked by:

Date: 01-Mar-2016

Lam Tze Wai

The standard(s) and equipment used in the calibration are traceable to national or international recognised standards and are calibrated on a schedule to maintain the required accuracy level.



CERTIFICATE OF CALIBRATION

Certificate No.: 15CA1203 04-02

Page: 1 of 2

Item tested

Description: Acoustical Calibrator (Class 1)
Manufacturer: Rion Co., Ltd.
Type/Model No.: NC-73
Serial/Equipment No.: 10707358
Adaptors used: -

Item submitted by

Customer: Lam Geotechnics Ltd.
Address of Customer: -
Request No.: -
Date of receipt: 03-Dec-2015

Date of test: 04-Dec-2015

Reference equipment used in the calibration

Description:	Model:	Serial No.	Expiry Date:	Traceable to:
Lab standard microphone	B&K 4180	2341427	15-Apr-2016	SCL
Preamplifier	B&K 2673	2239857	22-Apr-2016	CEPREI
Measuring amplifier	B&K 2610	2346941	22-Apr-2016	CEPREI
Signal generator	DS 360	61227	16-Apr-2016	CEPREI
Digital multi-meter	34401A	US36087050	17-Apr-2016	CEPREI
Audio analyzer	8903B	GB41300350	17-Apr-2016	CEPREI
Universal counter	53132A	MY40003662	16-Apr-2016	CEPREI

Ambient conditions

Temperature: 22 ± 1 °C
Relative humidity: 50 ± 10 %
Air pressure: 1010 ± 5 hPa

Test specifications


- The Sound Calibrator has been calibrated in accordance with the requirements as specified in IEC 60942 1997 Annex B and the lab calibration procedure SMTP004-CA-156.
- The calibrator was tested with its axis vertical facing downwards at the specific frequency using insert voltage technique.
- The results are rounded to the nearest 0.01 dB and 0.1 Hz and have not been corrected for variations from a reference pressure of 1013.25 hectoPascals as the maker's information indicates that the instrument is insensitive to pressure changes.

Test results

This is to certify that the sound calibrator conforms to the requirements of annex B of IEC 60942: 1997 for the conditions under which the test was performed. This does not imply that the sound calibrator meets IEC 60942 under any other conditions.


Details of the performed measurements are presented on page 2 of this certificate.

Approved Signatory:


Huang Jian Min/Feng Jun Qi

Date: 05-Dec-2015

Company Chop:



Comments: The results reported in this certificate refer to the condition of the instrument on the date of calibration and carry no implication regarding the long-term stability of the instrument.



CERTIFICATE OF CALIBRATION

(Continuation Page)

Certificate No.: 15CA1203 04-02 Page: 2 of 2

1, Measured Sound Pressure Level

The output Sound Pressure Level in the calibrator head was measured at the setting and frequency shown using a calibrated laboratory standard microphone and insert voltage technique. The results are given in below with the estimated uncertainties.

Frequency Shown Hz	Output Sound Pressure Level Setting dB	Measured Output Sound Pressure Level dB	(Output level in dB re 20 μ Pa)
			Estimated Expanded Uncertainty dB
1000	94.00	94.05	0.10

2, Sound Pressure Level Stability - Short Term Fluctuations

The Short Term Fluctuations was determined by measuring the maximum and minimum of the fast weighted DC output of the B&K 2610 measuring amplifier over a 20 second time interval as required in the standard. The Short Term Fluctuation was found to be:

At 1000 Hz STF = 0.002 dB

Estimated expanded uncertainty 0.005 dB

3, Actual Output Frequency

The determination of actual output frequency was made using a B&K 4180 microphone together with a B&K 2673 preamplifier connected to a B&K 2610 measuring amplifier. The AC output of the B&K 2610 was taken to an universal counter which was used to determine the frequency averaged over 20 second of operation as required by the standard. The actual output frequency at 1 KHz was:

At 1000 Hz Actual Frequency = 992.8 Hz

Estimated expanded uncertainty 0.1 Hz Coverage factor k = 2.2

4, Total Noise and Distortion

For the Total Noise and Distortion measurement, the unfiltered AC output of the B&K 2610 measuring amplifier was connected to an Agilent Type 8903 B distortion analyser. The TND result at 1 KHz was:

At 1000 Hz TND = 0.3 %

Estimated expanded uncertainty 0.7 %

The expanded uncertainties have been calculated in accordance with the ISO Publication "Guide to the expression of uncertainty in measurement", and gives an interval estimated to have a level of confidence of 95%. A coverage factor of 2 is assumed unless explicitly stated.

Calibrated by:

Date:

Fung Chi Yip
04-Dec-2015

- End -

Checked by:

Date:

Lam Tze Wai
05-Dec-2015

The standard(s) and equipment used in the calibration are traceable to national or international recognised standards and are calibrated on a schedule to maintain the required accuracy level.



CERTIFICATE OF CALIBRATION

Certificate No.: 16CA0513 01-02

Page: 1 of 2

Item tested

Description: Acoustical Calibrator (Class 1)
Manufacturer: Rion Co., Ltd.
Type/Model No.: NC-73
Serial/Equipment No.: 10465798
Adaptors used: -

Item submitted by

Customer: Lam Geotechnics Ltd.
Address of Customer: -
Request No.: -
Date of receipt: 13-May-2016

Date of test: 17-May-2016

Reference equipment used in the calibration

Description:	Model:	Serial No.	Expiry Date:	Traceable to:
Lab standard microphone	B&K 4180	2412857	14-Apr-2017	SCL
Preamplifier	B&K 2673	2239857	28-Apr-2017	CEPREI
Measuring amplifier	B&K 2610	2346941	26-Apr-2017	CEPREI
Signal generator	DS 360	61227	18-Apr-2017	CEPREI
Digital multi-meter	34401A	US36087050	18-Apr-2017	CEPREI
Audio analyzer	8903B	GB41300350	19-Apr-2017	CEPREI
Universal counter	53132A	MY40003662	19-Apr-2017	CEPREI

Ambient conditions

Temperature: 22 ± 1 °C
Relative humidity: 55 ± 10 %
Air pressure: 1010 ± 5 hPa

Test specifications


1. The Sound Calibrator has been calibrated in accordance with the requirements as specified in IEC 60942 1997 Annex B and the lab calibration procedure SMTP004-CA-156.
2. The calibrator was tested with its axis vertical facing downwards at the specific frequency using insert voltage technique.
3. The results are rounded to the nearest 0.01 dB and 0.1 Hz and have not been corrected for variations from a reference pressure of 1013.25 hectoPascals as the maker's information indicates that the instrument is insensitive to pressure changes.

Test results

This is to certify that the sound calibrator conforms to the requirements of annex B of IEC 60942: 1997 for the conditions under which the test was performed. This does not imply that the sound calibrator meets IEC 60942 under any other conditions.

Details of the performed measurements are presented on page 2 of this certificate.

Approved Signatory:


Huang Jian Min/Feng Jun Qi

Date: 18-May-2016

Company Chop:



Comments: The results reported in this certificate refer to the condition of the instrument on the date of calibration and carry no implication regarding the long-term stability of the instrument.



CERTIFICATE OF CALIBRATION

(Continuation Page)

Certificate No.: 16CA0513 01-02

Page: 2 of 2

1, Measured Sound Pressure Level

The output Sound Pressure Level in the calibrator head was measured at the setting and frequency shown using a calibrated laboratory standard microphone and insert voltage technique. The results are given in below with the estimated uncertainties.

Frequency Shown Hz	Output Sound Pressure Level Setting dB	Measured Output Sound Pressure Level dB	(Output level in dB re 20 μ Pa)	
			Estimated	Expanded Uncertainty dB
1000	94.00	93.96	0.10	

2, Sound Pressure Level Stability - Short Term Fluctuations

The Short Term Fluctuations was determined by measuring the maximum and minimum of the fast weighted DC output of the B&K 2610 measuring amplifier over a 20 second time interval as required in the standard. The Short Term Fluctuation was found to be:

At 1000 Hz STF = 0.001 dB
 Estimated expanded uncertainty 0.005 dB

3, Actual Output Frequency

The determination of actual output frequency was made using a B&K 4180 microphone together with a B&K 2673 preamplifier connected to a B&K 2610 measuring amplifier. The AC output of the B&K 2610 was taken to an universal counter which was used to determine the frequency averaged over 20 second of operation as required by the standard. The actual output frequency at 1 KHz was:

At 1000 Hz Actual Frequency = 967.3 Hz
 Estimated expanded uncertainty 0.1 Hz Coverage factor k = 2.2

4, Total Noise and Distortion

For the Total Noise and Distortion measurement, the unfiltered AC output of the B&K 2610 measuring amplifier was connected to an Agilent Type 8903 B distortion analyser. The TND result at 1 KHz was:

At 1000 Hz TND = 0.8 %
 Estimated expanded uncertainty 0.7 %

The expanded uncertainties have been calculated in accordance with the ISO Publication "Guide to the expression of uncertainty in measurement", and gives an interval estimated to have a level of confidence of 95%. A coverage factor of 2 is assumed unless explicitly stated.

Calibrated by:

Date:

Fung Chi Yip
17-May-2016

End

Checked by:

Date:

Lam Tze Wai
18-May-2016

The standard(s) and equipment used in the calibration are traceable to national or international recognised standards and are calibrated on a schedule to maintain the required accuracy level.

**REPORT OF EQUIPMENT PERFORMANCE CHECK / CALIBRATION****Information supplied by customer:**

CONTACT: MR. SAM LAM **WORK ORDER:** HK1610339
CLIENT: LAM GEOTECHNICS LIMITED
DATE RECEIVED: 05/07/2016
DATE OF ISSUE: 11/07/2016
ADDRESS: 11/F, CENTRE POINT, 181-185, GLOUCESTER ROAD,
 WANCHAI, HONG KONG
PROJECT: ---

METHOD OF PERFORMANCE CHECK/ CALIBRATION:

Ref: APHA22nd ed 2130B

COMMENTS

It is certified that the item under performance check/calibration has been calibrated/checked by corresponding calibrated equipment in the laboratory.

Maximum Tolerance and calibration frequency stated in the report, unless otherwise stated, the internal acceptance criteria of Pilot Testing Limited will be followed.

Scope of Test:	Turbidity
Equipment Type:	Turbidimeter
Brand Name:	Xin Rui
Model No.:	WGZ-3B
Serial No.:	1309192
Equipment No.:	---
Date of Calibration:	11/07/2016

Remarks:

This is the Final Report. Results apply to sample(s) as submitted. All pages of this report have been checked and approved for release.

Approved Signatory:

A handwritten signature in blue ink, appearing to be "Pauline Wong".

Ms. Wong Po Yan, Pauline
Testing Engineer

Issue Date:

11/07/2016

This report may not be reproduced except with prior written approval from Pilot Testing Limited.

Address: No.B12, 5th Floor, Block B, Tonic Industrial Centre, No.19 Lam Hing Street, Kowloon Bay, Kowloon
Phone +852 2527 6691 | Email info@pilot-testing.com

REPORT OF EQUIPMENT PERFORMANCE CHECK / CALIBRATION

WORK ORDER: HK1610339
DATE OF ISSUE: 11/07/2016
CLIENT: LAM GEOTECHNICS LIMITED

Equipment Type:	Turbidimeter
Brand Name:	Xin Rui
Model No.:	WGZ-3B
Serial No.:	1309192
Equipment No.:	---
Date of Calibration:	11/07/2016
Date of next Calibration:	11/10/2016

Parameters:
Turbidity

Method Ref: APHA 22nd ed. 2130B

Expected Reading (NTU)	Display Reading (NTU)	Tolerance
0	0.00	---
4	4.20	5.0%
10	10.0	0.0%
40	39.0	-2.5%
100	100	0.0%
400	390	-2.5%
1000	990	-1.0%
	Tolerance Limit (±)	10%

Remark: "Displayed Reading" presents the figures shown on item under calibration/checking regardless of equipment precision or significant figures.



REPORT OF EQUIPMENT PERFORMANCE CHECK / CALIBRATION

Information supplied by customer:

CONTACT: MR. SAM LAM **WORK ORDER:** HK1610345
CLIENT: LAM GEOTECHNICS LIMITED
DATE RECEIVED: 05/07/2016
DATE OF ISSUE: 11/07/2016
ADDRESS: 11/F, CENTRE POINT, 181-185, GLOUCESTER ROAD,
WANCHAI, HONG KONG
PROJECT: ---

METHOD OF PERFORMANCE CHECK/ CALIBRATION:

Ref: APHA22nd ed 2130B

COMMENTS


It is certified that the item under performance check/calibration has been calibrated/checked by corresponding calibrated equipment in the laboratory.

Maximum Tolerance and calibration frequency stated in the report, unless otherwise stated, the internal acceptance criteria of Pilot Testing Limited will be followed.

Scope of Test:	Turbidity
Equipment Type:	Turbidimeter
Brand Name:	Xin Rui
Model No.:	WGZ-3B
Serial No.:	1203015
Equipment No.:	---
Date of Calibration:	11/07/2016

Remarks:

This is the Final Report. Results apply to sample(s) as submitted. All pages of this report have been checked and approved for release.

Approved Signatory: 
Ms. Wong Po Yan, Pauline
Testing Engineer

Issue Date: 11/07/2016

This report may not be reproduced except with prior written approval from Pilot Testing Limited.

Address: No.B12, 5th Floor, Block B, Tonic Industrial Centre, No.19 Lam Hing Street, Kowloon Bay, Kowloon
Phone +852 2527 6691 | Email info@pilot-testing.com



REPORT OF EQUIPMENT PERFORMANCE CHECK / CALIBRATION

WORK ORDER: HK1610345
DATE OF ISSUE: 11/07/2016
CLIENT: LAM GEOTECHNICS LIMITED

Equipment Type:	Turbidimeter
Brand Name:	Xin Rui
Model No.:	WGZ-3B
Serial No.:	1203015
Equipment No.:	---
Date of Calibration:	11/07/2016
Date of next Calibration:	11/10/2016

Parameters:
Turbidity

Method Ref: APHA 22nd ed. 2130B

Expected Reading (NTU)	Display Reading (NTU)	Tolerance
0	0.00	---
4	4.10	2.5%
10	10.7	7.0%
40	40.7	1.8%
100	105	5.0%
400	396	-1.0%
1000	1007	0.7%
	Tolerance Limit (\pm)	10%

Remark: "Displayed Reading" presents the figures shown on item under calibration/checking regardless of equipment precision or significant figures.

**REPORT OF EQUIPMENT PERFORMANCE CHECK / CALIBRATION****Information supplied by customer:**

CONTACT: MR. SAM LAM **WORK ORDER:** HK1610364
CLIENT: LAM GEOTECHNICS LIMITED
DATE RECEIVED: 19/07/2016
DATE OF ISSUE: 19/07/2016
ADDRESS: 11/F, CENTRE POINT, 181-185, GLOUCESTER ROAD,
WANCHAI, HONG KONG
PROJECT: ---

METHOD OF PERFORMANCE CHECK/ CALIBRATION:

Ref: APHA22nd ed 2130B

COMMENTS


It is certified that the item under performance check/calibration has been calibrated/checked by corresponding calibrated equipment in the laboratory.

Maximum Tolerance and calibration frequency stated in the report, unless otherwise stated, the internal acceptance criteria of Pilot Testing Limited will be followed.

Scope of Test:	Turbidity
Equipment Type:	Turbidimeter
Brand Name:	Xin Rui
Model No.:	WGZ-3B
Serial No.:	1512036
Equipment No.:	---
Date of Calibration:	19/07/2016

Remarks:

This is the Final Report. Results apply to sample(s) as submitted. All pages of this report have been checked and approved for release.

Approved Signatory: 
Ms. Wong Po Yan, Pauline
Testing Engineer

Issue Date: 19/07/2016

This report may not be reproduced except with prior written approval from Pilot Testing Limited.

Address: No.B12, 5th Floor, Block B, Tonic Industrial Centre, No.19 Lam Hing Street, Kowloon Bay, Kowloon
Phone +852 2527 6691 | Email info@pilot-testing.com



REPORT OF EQUIPMENT PERFORMANCE CHECK / CALIBRATION

WORK ORDER: HK1610364
DATE OF ISSUE: 19/07/2016
CLIENT: LAM GEOTECHNICS LIMITED

Equipment Type:	Turbidimeter
Brand Name:	Xin Rui
Model No.:	WGZ-3B
Serial No.:	1512036
Equipment No.:	---
Date of Calibration:	19/07/2016
Date of next Calibration:	19/10/2016

Parameters:
Turbidity

Method Ref: APHA 22nd ed. 2130B

Expected Reading (NTU)	Display Reading (NTU)	Tolerance
0	0.00	---
4	4.06	1.5%
10	9.45	-5.5%
40	41.1	2.8%
100	99.3	-0.7%
400	427	6.8%
1000	992	-0.8%
	Tolerance Limit (±)	10%

Remark: "Displayed Reading" presents the figures shown on item under calibration/checking regardless of equipment precision or significant figures.



REPORT OF EQUIPMENT PERFORMANCE CHECK / CALIBRATION

Information supplied by customer:

CONTACT: MR. SAM LAM **WORK ORDER:** HK1610310
CLIENT: LAM GEOTECHNICS LIMITED
DATE RECEIVED: 08/06/2016
DATE OF ISSUE: 15/06/2016
ADDRESS: 11/F, CENTRE POINT, 181-185, GLOUCESTER ROAD,
WANCHAI, HONG KONG
PROJECT: ---

METHOD OF PERFORMANCE CHECK/ CALIBRATION:

Ref: APHA22nd ed 2130B

COMMENTS


It is certified that the item under performance check/calibration has been calibrated/checked by corresponding calibrated equipment in the laboratory.
Maximum Tolerance and calibration frequency stated in the report, unless otherwise stated, the internal acceptance criteria of Pilot Testing Limited will be followed.

Scope of Test:	Turbidity
Equipment Type:	Turbidimeter
Brand Name:	Xin Rui
Model No.:	WGZ-3B
Serial No.:	1512046
Equipment No.:	---
Date of Calibration:	08/06/2016

Remarks:

This is the Final Report. Results apply to sample(s) as submitted. All pages of this report have been checked and approved for release.

Approved Signatory: _____


Ms. Wong Po Yan, Pauline
Testing Engineer

Issue Date: _____

15/06/2016

This report may not be reproduced except with prior written approval from Pilot Testing Limited.

Address: No.B12, 5th Floor, Block B, Tonic Industrial Centre, No.19 Lam Hing Street, Kowloon Bay, Kowloon
Phone +852 2527 6691 | Email info@pilot-testing.com

**REPORT OF EQUIPMENT PERFORMANCE CHECK / CALIBRATION**

WORK ORDER: HK1610310
DATE OF ISSUE: 15/06/2016
CLIENT: LAM GEOTECHNICS LIMITED

Equipment Type:	Turbidimeter
Brand Name:	Xin Rui
Model No.:	WGZ-3B
Serial No.:	1512046
Equipment No.:	---
Date of Calibration:	08/06/2016
Date of next Calibration:	08/09/2016

Parameters:
Turbidity

Method Ref: APHA 22nd ed. 2130B

Expected Reading (NTU)	Display Reading (NTU)	Tolerance
0	0.00	---
4	4.20	5.0%
10	9.85	-1.5%
40	42.0	5.0%
100	96.0	-4.0%
400	410	2.5%
1000	975	-2.5%
	Tolerance Limit (±)	10%

Remark: "Displayed Reading" presents the figures shown on item under calibration/checking regardless of equipment precision or significant figures.



REPORT OF EQUIPMENT PERFORMANCE CHECK / CALIBRATION

Information supplied by customer:

CONTACT: MR. SAM LAM **WORK ORDER:** HK1610441
CLIENT: LAM GEOTECHNICS LIMITED
DATE RECEIVED: 02/09/2016
DATE OF ISSUE: 05/09/2016
ADDRESS: 11/F, CENTRE POINT, 181-185, GLOUCESTER ROAD,
WANCHAI, HONG KONG
PROJECT: ---

METHOD OF PERFORMANCE CHECK/ CALIBRATION:

Ref: APHA22nd ed 2130B

COMMENTS

It is certified that the item under performance check/calibration has been calibrated/checked by corresponding calibrated equipment in the laboratory.
Maximum Tolerance and calibration frequency stated in the report, unless otherwise stated, the internal acceptance criteria of Pilot Testing Limited will be followed.

Scope of Test:	Turbidity
Equipment Type:	Turbidimeter
Brand Name:	Xin Rui
Model No.:	WGZ-3B
Serial No.:	1512046
Equipment No.:	---
Date of Calibration:	05/09/2016

Remarks:

This is the Final Report. Results apply to sample(s) as submitted. All pages of this report have been checked and approved for release.

Approved Signatory: _____
Ms. Wong Po Yan, Pauline
Testing Engineer

Issue Date: _____ 05/09/2016

This report may not be reproduced except with prior written approval from Pilot Testing Limited.

Address: No.B12, 5th Floor, Block B, Tonic Industrial Centre, No.19 Lam Hing Street, Kowloon Bay, Kowloon
Phone +852 2527 6691 | Email info@pilot-testing.com



REPORT OF EQUIPMENT PERFORMANCE CHECK / CALIBRATION

WORK ORDER: HK1610441
DATE OF ISSUE: 05/09/2016
CLIENT: LAM GEOTECHNICS LIMITED

Equipment Type:	Turbidimeter
Brand Name:	Xin Rui
Model No.:	WGZ-3B
Serial No.:	1512046
Equipment No.:	---
Date of Calibration:	05/09/2016
Date of next Calibration:	05/12/2016

Parameters:
Turbidity

Method Ref: APHA 22nd ed. 2130B

Expected Reading (NTU)	Display Reading (NTU)	Tolerance
0	0.00	---
4	4.10	2.5%
10	10.1	1.0%
40	41.2	3.0%
100	109	9.0%
400	407	1.8%
1000	1000	0.0%
	Tolerance Limit (±)	10%

Remark: "Displayed Reading" presents the figures shown on item under calibration/checking regardless of equipment precision or significant figures.



EQUIPMENT PERFORMANCE CHECK / CALIBRATION REPORT

Report No. : HK1610344
Project Name : EQUIPMENT PERFORMANCE CHECK/CALIBRATION REPORT
Date of Issue : 11/7/16

Customer : LAM GEOTECHNICS LIMITED
Address : 11/F., CENTRE POINT, 181-185 GLOUCESTER ROAD, WAN CHAI, HONG KONG

Calibration Job No. : HK1610344
Test Item No. : HK1610344-01
Test Item Details
Test Item Description : Multifunctional Meter
Manufacturer : YSI
Model No. : Professional Plus
Serial No. : 14E100105
Performance Method : Checked according to in-house method CAL005
 (References: Temperature (Section 6 of International Accreditation New Zealand Technical Guide No. 3 Second edition March 2008: Working Thermometer Calibration Procedure), pH value (APHA 21e 4500H:B), Salinity (Refer to Conductivity APHA 19e 2510B) , Dissolved oxygen (APHA 19e 4500-O,C))
Test Item Receipt Date : 6-Jul-16
Test Item Calibration Date : 11-Jul-16

- Notes :
1. This report shall not be reproduced, except in full, without prior approval from Pilot Testing Limited.
 2. Results relate to item(s) as received.
 3. ± indicates the tolerance limit
 4. N/A = Not applicable
 5. APHA - American Public Health Association, American Water Works Association and Water Environment Federation, Standard Methods for the Examination of Water and Wastewater, APHA-AWWA-WEF. USA
 6. DO, pH, salinity and temperature performance check was conducted by Pilot Testing Limited.
 7. Because of high sensitivity and ease of measurement, the conductivity method (according to APHA 19e 2510) is used to determine salinity.

Approved Signatory :

Ms. Wong Po Yan, Pauline
(Testing Engineer)

Issue Date:

11/7/16


REPORT OF EQUIPMENT PERFORMANCE CHECK/CALIBRATION

WORK ORDER: HK1610344
DATE OF ISSUE: 11/7/16
CLIENT: LAM GEOTECHNICS LIMITED

Equipment Type	Multifunctional Meter
Manufacturer	YSI
Model No.	Professional Plus
Serial No.	14E100105
Date of Calibration	11-Jul-16
Date of next Calibration	11-Oct-16

Parameters:

Temperature (Method Ref: Section 6 of International Accreditation New Zealand Technical Guide No.3 Second edition March 2008: Working Thermometer Calibration Procedure)

Reference Reading (°C)	Display Reading (°C)	Deviation (°C)
11.6	11.8	0.2
21.5	21.5	0.0
31.8	31.4	-0.4
Tolerance Limit		±2.0

pH Value (Method Ref: APHA21e, 4500H:B)

Expected Reading (pH unit)	Reference Reading (pH unit)	Display Reading (pH unit)	Deviation (pH unit)
4.0	4.04	3.99	-0.05
7.0	7.04	7.11	0.07
10.0	9.98	10.06	0.08
Tolerance Limit			±0.20

Conductivity (Method Ref: APHA 19e, 2510)

KCl concentration (mol/L)	Reference Reading (ms/cm)	Display Reading (ms/cm)	Deviation (%)
0.0000	0.00	0.00	--
0.1000	12.76	12.69	-0.55
0.2000	24.40	24.30	-0.41
0.5000	56.20	55.80	-0.71
Tolerance Limit			±2.0

Dissolved Oxygen (DO) (Method Ref: APHA 19e, 4500-O, C)

Reference DO reading (mg/L)	DO reading od DO probe (mg/L)	Deviation (mg/L)
7.20	7.17	-0.03
5.10	4.94	-0.16
4.00	3.92	-0.08
Tolerance Limit		±0.20

- Remarks:
- (1) Maximum tolerance and calibration frequency stated in the report, unless otherwise stated, the internal acceptance criteria of Pilot Testing Limited will be followed.
 - (2) Displayed reading presents the figures shown on item under calibration/checking regardless of equipment precision or significant figures.
 - (3) Because of high sensitivity and ease of measurement, the conductivity method (according to APHA 19e 2510) is used to determine salinity.
 - (4) Due to the malfunction of pH sensor, there is no reading shown on the multimeter's screen. pH parameter is failed to comply with the tolerance.

- End of Report -



EQUIPMENT PERFORMANCE CHECK / CALIBRATION REPORT

Report No. : HK1610365
Project Name : EQUIPMENT PERFORMANCE CHECK/CALIBRATION REPORT
Date of Issue : 19/07/2016

Customer : LAM GEOTECHNICS LIMITED
Address : 11/F., CENTRE POINT, 181-185 GLOUCESTER ROAD, WAN CHAI, HONG KONG

Calibration Job No. : HK1610365
Test Item No. : HK1610365-01
Test Item Details
Test Item Description : Multifunctional Meter
Manufacturer : YSI
Model No. : Professional Plus
Serial No. : 14M100277
Performance Method : Checked according to in-house method CAL005
 (References: Temperature (Section 6 of International Accreditation New Zealand Technical Guide No. 3 Second edition March 2008: Working Thermometer Calibration Procedure), pH value (APHA 21e 4500H:B), Salinity (Refer to Conductivity APHA 19e 2510B) , Dissolved oxygen (APHA 19e 4500-O,C))
Test Item Receipt Date : 19-Jul-16
Test Item Calibration Date : 19-Jul-16

- Notes :
1. This report shall not be reproduced, except in full, without prior approval from Pilot Testing Limited.
 2. Results relate to item(s) as received.
 3. \pm indicates the tolerance limit
 4. N/A = Not applicable
 5. APHA - American Public Health Association, American Water Works Association and Water Environment Federation, Standard Methods for the Examination of Water and Wastewater, APHA-AWWA-WEF. USA
 6. DO, pH, salinity and temperature performance check was conducted by Pilot Testing Limited.
 7. Because of high sensitivity and ease of measurement, the conductivity method (according to APHA 19e 2510) is used to determine salinity.

Approved Signatory :

Ms. Wong Po Yan, Pauline
(Testing Engineer)

Issue Date:

19/07/2016


REPORT OF EQUIPMENT PERFORMANCE CHECK/CALIBRATION

WORK ORDER: HK1610365
DATE OF ISSUE: 19/07/2016
CLIENT: LAM GEOTECHNICS LIMITED

Equipment Type	Multifunctional Meter
Manufacturer	YSI
Model No.	Professional Plus
Serial No.	14M100277
Date of Calibration	19-Jul-16
Date of next Calibration	19-Oct-16

Parameters:

Temperature (Method Ref: Section 6 of International Accreditation New Zealand Technical Guide No.3 Second edition March 2008: Working Thermometer Calibration Procedure)

Reference Reading (°C)	Display Reading (°C)	Deviation (°C)
10.9	10.8	-0.1
20.8	20.7	-0.1
29.5	29.3	-0.2
Tolerance Limit		±2.0

pH Value (Method Ref: APHA21e, 4500H:B)

Expected Reading (pH unit)	Reference Reading (pH unit)	Display Reading (pH unit)	Deviation (pH unit)
4.0	4.23	4.22	-0.01
7.0	7.03	6.91	-0.12
10.0	10.04	9.93	-0.11
Tolerance Limit			±0.20

Conductivity (Method Ref: APHA 19e, 2510)

KCl concentration (mol/L)	Reference Reading (ms/cm)	Display Reading (ms/cm)	Deviation (%)
0.0000	0.00	0.00	--
0.1000	12.60	12.63	0.24
0.2000	24.30	24.40	0.41
0.5000	57.80	57.70	-0.17
Tolerance Limit			±2.0

Dissolved Oxygen (DO) (Method Ref: APHA 19e, 4500-O, C)

Reference DO reading (mg/L)	DO reading od DO probe (mg/L)	Deviation (mg/L)
8.23	8.34	0.11
6.00	5.93	-0.07
4.60	4.47	-0.13
Tolerance Limit		±0.20

- Remarks:
- (1) Maxium tolerance and calibration frequency stated in the report, unless otherwise stated, the internal acceptance criteria of Pilot Testing Limited will be followed.
 - (2) Displayed reading presents the figures shown on item under calibration/checking regardless of equipment precision or significant figures.
 - (3) Because of high sensitivity and ease of measurement, the conductivity method (accordin to APHA 19e 2510) is used to determine salinity.
 - (4) Due to the malfuction of pH sensor, there is no reading shown on the multimeter's screen. pH parameter is failed to comply with the tolerance.

- End of Report -